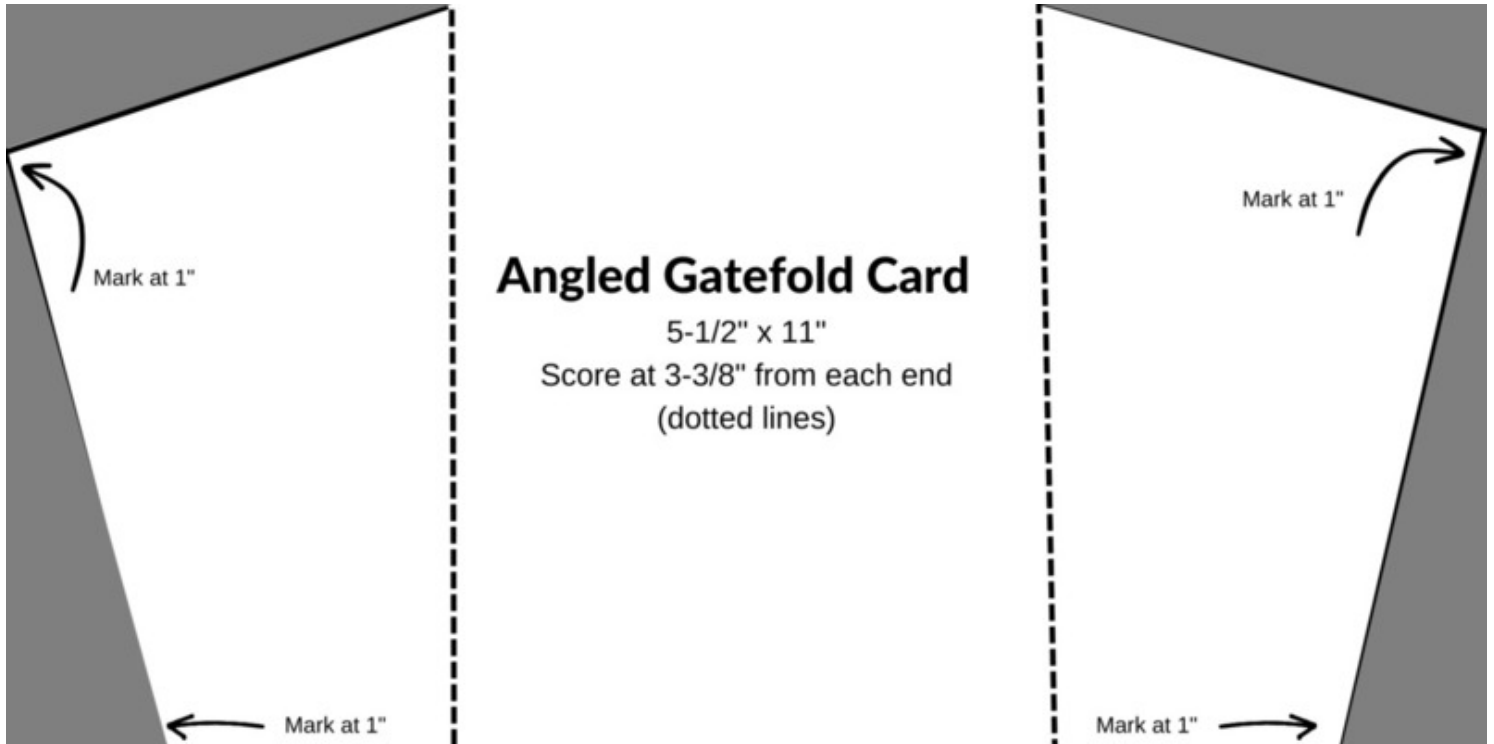


Melissa Stout

<http://www.stampdoc.stampinup.net>

melissa42@msn.com


Angled Gatefold Card



Supplies needed:




Fancy Flora Suite Collection
(English)
[160431]



Petal Pink 8-1/2" X 11"
Cardstock
[146985]



Soft Sea Foam 8-1/2" X 11"
Cardstock
[146988]



Basic White 8 1/2" X 11"
Cardstock
[159276]



Petal Pink Classic Stampin'
Pad
[147108]



Calypso Coral Classic
Stampin' Pad
[147101]



Balmy Blue Classic Stampin'
Pad
[147105]



Night Of Navy Classic
Stampin' Pad
[147110]



Soft Sea Foam Classic
Stampin' Pad
[147102]




Paper Trimmer
[152392]



**Stampin' Cut & Emboss
Machine**
[149653]

Project Recipe:



1. Cut card base by following the diagram and instructional video:

<https://youtu.be/nSJYvtYpibg>

2. Cut one or 2 pieces of Fancy Flora Designer Series Paper to 3-1/8" x 5-1/4"

Place 1" marks at the upper (left or right corner) on the side and along the bottom edge.

Cut the angles just like you did in step 1.



3. Add stamped images, die cut, and ribbon to embellish.